









Kids Don't Fly

Prevent falls from windows and balconies

Window Safety Product Guide

Stop windows from opening more than 12.5cm

Window Safety Product Type	Mounting	Emergency Escape Mechanism	Window Type			
			Single and Double-Hung	Sliding	Casement	Awning or Hopper
						
Window Guard 	Guard mounts are fixed to window frames with screws.	Release buttons allow for quick removal of guard in an emergency.	Yes ✓	Yes ✓	Yes ✓	Yes ✓
Window Restrictor 	Device is attached to window frames with screws.	Unlock with key and disengage window restrictor to open window.	Yes ✓	Yes ✓	Yes ✓	Yes ✓

Window Safety Product Type			Single and Double-Hung	Sliding	Casement	Awning or Hopper
Safety Nets 	Anchorage is fixed to the whole window frame with screws, with nets hooked on to anchorage.	Adults can remove netting from anchorage system.	Yes ✓	Yes ✓	No ✗	No ✗
Key operated window locks  Various types available from hardware stores and lock suppliers	Device is attached to window frame with screws. Can be mounted to limit window opening to 12.5cm.	Device is unlocked via a key.	Yes ✓	Yes ✓	No ✗	No ✗

Check that any window safety product you purchase has been subjected to load testing. This ensures that the device is able to stop a child who falls against the window, from falling out. As there is no Australian Standard for Window Fall Prevention Devices, Australian products are tested against a variety of international standards with a minimum load testing of 333N as required by the American Standard Specification for Window Fall Prevention Devices.



For information and translations, visit
www.health.nsw.gov.au/childsafety

the
children's
hospital at Westmead